

# YEAR IN REVIEW

# 2017

"It is our honor and privilege to support our members' work, to contribute to their success and to improve their patients' outcomes."





“While focusing on and planning for new challenges is of utmost importance, it is also important to celebrate our successes. Eye banks and physicians continue to innovate and improve visual outcomes for thousands of individuals each year.”

- Donna Drury, MBA, CEBT, CTBS

# CHAIR'S ADDRESS

Donna Drury, MBA, CEBT, CTBS

Chair 2016-2018

Many speak of opportunities, but rarely about the hallway. The transition. The in-between of where you are and where you are headed. Transitions are an important and necessary part of change and require proper planning and execution. This year and the first half of 2018 for EBAA is our hallway between a successful association in a stable profession and a more strategic and nimble association navigating a quickly changing environment.

Throughout late 2016 and early 2017, the Governance Review Committee and the Board of Directors developed a Governance Transformation plan to ensure EBAA's commitment to strategic governance. These changes included a streamlined board structure, improved board processes, and more equitable member representation. The resulting Bylaws changes were approved nearly unanimously during this year's Annual Meeting. Since June, much of the work of the EBAA staff and Board of Directors has focused on preparing to implement these changes in June 2018. This has included increased Board member training to ensure that the streamlined Board elected in June 2018 will be well prepared to successfully navigate both the anticipated and unanticipated changes in eye banking.

Even with a major transition in the works, the Association has continued its progress on each of the three-year strategic planning goals set in November of 2015: member value, physician and medical director engagement, organization strength, innovation, and advocacy.

Both eye banking professionals and physicians reported receiving increased benefit from the two leadership programs held in February. The Eye Banker Leadership Program focused on how to adapt to, implement and benefit from change through teamwork, leadership, and inspiration. The goal of the Physician Leadership Program was to educate younger physicians about eye banking and encourage their participation in the EBAA. Both programs were well attended and received high scores in the survey results. Attendees of the eye banking program agreed that they received new and fresh information and tools which would help them in their role leading their eye banks. The attendees of the physician program all agreed that they were more likely to be involved in both their local eye bank and EBAA after attending this program.

Research and development (R&D) plays an increasingly important role in eye banking and corneal transplantation. As a result, EBAA increased its support for eye banks and physicians for R&D. In addition to the traditional Richard Lindstrom Research Grants that were awarded, funding of \$100,000 was awarded to five research teams to investigate the safety, efficacy, and cost-effectiveness of antifungal supplementation of storage media.

Additionally, EBAA has teamed up with ARVO to collaborate on ways to increase the availability of corneal tissue for research. And in November, at the Cornea and Eye Banking Forum, we received the long-awaited results of the Cornea Preservation Time Study (CPTS) which was a long-term multi-center clinical trial to determine the effect of cornea preservation time on the success of DSAEKs. The findings did suggest that donor tissue with preservation time up to eleven days is suitable in terms of both success and endothelial cell loss. Collaboration between eye banks and physicians continues to be an ingrained part of the culture of EBAA and helps improve patient care.

While focusing on and planning for new challenges is of utmost importance, we should also celebrate our successes. Our mid-year performance report showed a 2% increase in tissue placements over last year. Eye banks and physicians continue to innovate and improve visual outcomes for thousands of people all over the world.

Next year will be an exciting time of change, and I am confident that EBAA and its members are well prepared to meet any challenge. While much has changed this year, our passion and our dedication to our mission remain the same: *EBAA champions the restoration of sight through core services to its members which advance donation, transplantation, and research in their communities and throughout the world.*





"The healthcare system exists in a state of never-ending transformation; any entity or organization that fails to transform itself in response will inevitably fall behind. Therefore, we must constantly change in order to remain, as EBAA always has been, a leader in the restoration of sight and a reliable partner to all those with whom we work."

- Kevin P. Corcoran, CAE



# PRESIDENT'S ADDRESS

Kevin P. Corcoran, CAE

In the 1990s, there was a series of TV commercials for BASF, a chemical company, that ran "At BASF, we don't make a lot of the products you buy; we make a lot of the products you buy better." As an association, EBAA is in much the same position; we don't recover and prepare corneal tissue, perform cornea transplant procedures, or conduct research into ocular diseases and their cures. Instead, we provide resources and services to help eye banks, surgeons and researchers in the U.S. and around the world do their jobs more effectively and efficiently. This results in better outcomes for patients, who go on to live transformed lives.

To achieve these outcomes, we need to not only consider our members' current needs and interests, but to look to the future to identify and respond to opportunities and challenges lying over the horizon. It's here that we dedicated a more significant portion of our effort in 2017. We engaged in leadership development programs for eye bankers and physicians alike, updated the curriculum and testing materials for our Certified Eye Banking Technician designation and initiated an on-going modernization campaign for our eye bank accreditation program. Most significantly, our House of Delegates approved a sweeping transformation of EBAA's governance structure which halved the Board's size, enhanced the voice of all members in the association's House of Delegates and established a more strategic and forward-looking perspective for both bodies.

We implemented these changes and programs not because we were struggling but because we were successful, and recognized that our success is contingent on our continued growth and development. The healthcare system exists in a state of never-ending transformation; any entity or organization that fails to transform itself in response will inevitably fall behind. Therefore, we must constantly change in order to remain, as EBAA always has been, a leader in the restoration of sight and a reliable partner to all those with whom we work.

The following report details our efforts; the programs mentioned above and many others that contributed to our members' success. It also illustrates a few examples of the remarkable work being performed by eye bankers, surgeons and researchers across the country to advance the practice of eye banking and cornea transplantation. While this is a far from exhaustive summary of their contributions, it gives you a sense of what's being done to restore sight to the blind and visually impaired.

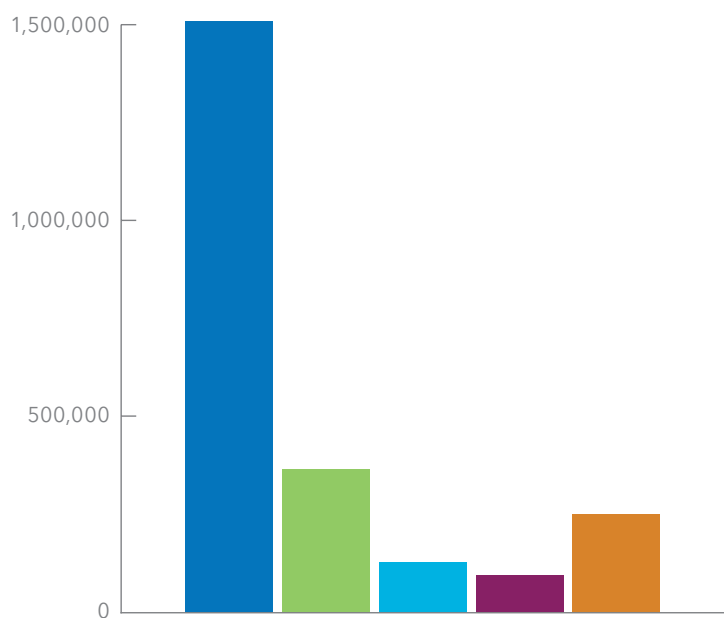
It is our honor and privilege to support their work, contribute to their success and to make their patients' outcomes better. Thank you for your support for EBAA and your share in our efforts.



# FINANCIAL REPORT

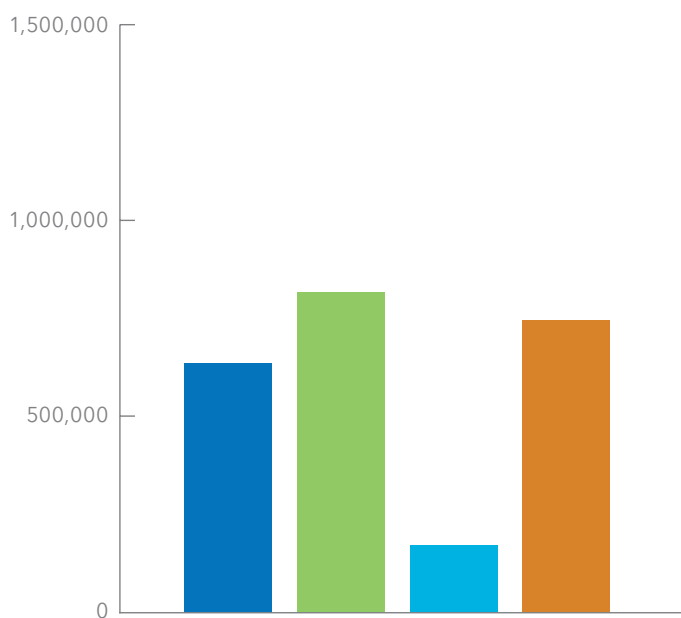
(As of June 30, 2017)

## Revenue



● Member Dues	1,506,775
● Meeting Registration	366,070
● Accreditation Fees	129,000
● Technician Exam/Recertification	96,675
● Other Sources	252,166
<b>TOTAL</b>	<b>2,350,686</b>

## Expenses



● Member Services	635,710
● Member Meetings	816,520
● Accreditation	171,260
● Administrative	746,108
<b>TOTAL</b>	<b>2,369,598</b>

# STATISTICAL REPORT

The **2016 Eye Banking Statistical Report** includes information on all 62 United States (U.S.) and 11 international member eye banks reporting data for the 2016 calendar year and represents an essentially complete picture of eye banking activity among member eye banks.

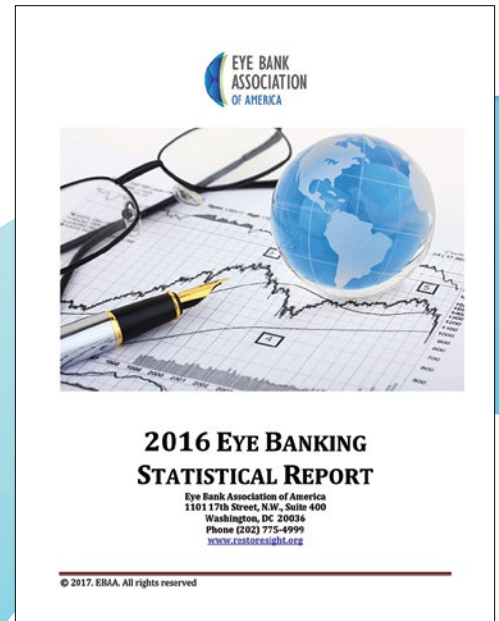
This year's report includes the popular annual comparison of the domestic use of U.S. supplied intermediate-term preserved tissue and analysis of the types of keratoplasty performed for a specific diagnosis. In 2016, domestic eye banks reported 136,318 total tissue recoveries, an increase of 4.1% from 130,987 recoveries in 2015. Total donors in the United States were 69,049, up 3.8% from 2015. For the third year in a row, more cornea donors (55.5%) were listed on a donor registry than not.

The total number of U.S. supplied tissue distributed for keratoplasty (including long-term preserved tissue) was 82,994, a 4.7% increase from 79,304 in the previous year. 16,057 (34.3%) of U.S. intermediate-term preserved corneas were exported internationally in 2016. Penetrating keratoplasty (PK) numbers decreased 2.9%, endothelial keratoplasty (EK) numbers increased 4.9%, and tissue used for lamellar keratoplasty (ALK) increased 8.4% in 2016 compared with 2015. Data for eye banking activity in 2017 will be published in March, in our updated report.

Since its inception 56 years ago, EBAA has provided statistics as a compilation of valuable data from member eye banks. Since 1961, member eye banks have provided tissue for over 1,770,000 sight restoring corneal transplants.

EBAA members utilize EBAA Connect, our web-based reporting tool for real-time data reporting and analysis. EBAA Connect includes graphical analysis of data, a table feature, and allows eye banks to benchmark against the average performance of all eye banks over any time span – from a single month to multiple years.

The *Eye Banking Statistical Report* would not be possible without the active participation and support of EBAA members and the dedication of the EBAA Statistical Report Committee. The statistical report is a valuable and useful resource for eye banks to review their operational efficacy and to drive performance improvement efforts.



Since its inception 56 years ago, EBAA has provided statistics as a compilation of valuable data from member eye banks. Since 1961, member eye banks have provided tissue for over 1,770,000 sight restoring corneal transplants.

# NEW GOVERNANCE STRUCTURE

Form = Function



Photo courtesy of  
Eversight Michigan

## EBAA's updated governance structure will shape the profession's future

An association's governance structure sets the tone for the entire organization. It shapes the way the Board of Directors leads the association and how its members perceive and interact with it.

EBAA recently embarked on a journey to transform its organizational structure to better respond to the opportunities and challenges facing the profession; this culminated in near-unanimous approval by the House of Delegates (HOD) in June.

### Governance Review Committee Members

Name	Eye Bank
Jim Quirk - <i>Chair</i>	Lions Eye Bank of Delaware Valley
Tony Bavuso	Saving Sight
David Bosch	Eversight
Jamie Collier	Baton Rouge Regional Eye Bank
Elizabeth Fout-Caraza	Florida Lions Eye Bank
Chris Hanna	Utah Lions Eye Bank
Barry Lee, MD	Georgia Eye Bank
Jennifer Li, MD	Sierra Donor Services Eye Bank
Marian Macsai, MD	Eversight
Shannon Schweitzer	Lions Eye Bank of West Central Ohio

The process began in May 2016, with the first meeting of the Governance Review Committee. Over the course of eight monthly meetings, supported by surveys and conversations with members, the committee drafted a series of recommendations to the Board. These were reviewed, revised and approved during a Board retreat in February 2017. The [desired outcomes from this process](#) included:

- **Increased Strategic Focus:** The Board will dedicate most of its time considering strategic issues of importance to the profession.
- **Streamlined Board Structure:** The Board will be comprised of 11 voting members; its smaller size will foster more active discussions. Nominations will be sought according to agreed-upon skills and attributes.
- **Improved Board Processes:** Board positions will have clearly defined responsibilities and expectations, and a Board Governance Committee will be formed to monitor its functioning.
- **Fully Engaged House of Delegates:** The HOD will assume a more advisory role for the Board of Directors; a segment of its meeting will be dedicated to open discussion of strategic issues chosen by HOD representatives.
- **More Equitable Member Representation:** Vote allocation in the HOD will be modified to narrow the gap between the largest and smallest banks, and some issues will be determined on a one bank/one vote basis.



## New Board Structure

Category	Position	Number	Term
A	Officers	4	2 years
B	At-Large	6	2 years
C	MAB Chair	1	3 years
D	Non-Voting	2	Varies

## Previous Board Structure

Category	Position	Number	Term
A	Officers	5	2 years
B	Reps by Size	5	2 years
C	MAB Chair	1	3 years
D	Appointed	4	2 years
E	AAO Rep	1	2 years
F	At-Large	5	3 years
G	Honorary	Unlimited	3 years

This proposal was discussed with members through white papers, webinars and personal calls from Board members to eye bank CEOs, and the plan was modified to integrate their feedback. Four blocks of bylaws amendments were presented to the House of Delegates to reorganize the Board structure; each of these was passed with no more than one dissenting vote.

The Board then set about implementing the new plan; a Board orientation and training session was held in September to plot out the 2017-18 Board year and to begin the transition to the new Board structure. During this time, the Board adopted new policies on confidentiality and anti-trust practices, personally ratified statements on the expectations of Board members and updated their conflict of interest disclosures.

Perhaps most importantly, during both its September orientation meeting and its formal meeting in November,

the Board began practicing the deliberative discussion techniques that are central to its strategic orientation. This is a model in which the Board addresses a topic through a series of questions which are discussed at length with the intent of drawing out the knowledge of everyone in the room, but without seeking solutions to the primary topic. Only when all the facts and possibilities are understood can that collected knowledge be brought to bear on the subject at hand.

The next significant transition will come in June 2018, when elections will be held to fill the new Board's structure, and when the House of Delegates will assume its expanded role as an advisory body to the Board. There is much work to be done between now and then, but all of this will help EBAA and its members thrive well into the future.

# LEGISLATIVE AND REGULATORY ADVOCACY

## Legislative Advocacy

### New Currents Shifting on Capitol Hill

For the past five years, EBAA's advocacy efforts have consisted of visiting with legislative offices on Capitol Hill to spread the word about the impact eye banking and corneal transplants have on their constituents. Because Centers for Medicare & Medicaid Services (CMS) has consistently reaffirmed the pass-through, and because wholesale healthcare reform legislation was considered politically untenable, our visits were purely educational in nature; we had nothing to ask and no initiative to be voted up or down.

However, with Republican control of the House, the Senate and the Presidency, the calculus has shifted. While most of the activity on healthcare reform has focused on repealing the Affordable Care Act, Medicare and Medicaid reform is also on the docket, generally as a means to help offset the cost of tax reform proposals. At this writing, no specific cuts to these programs have been proposed, but the Senate Finance Committee recommended \$473 billion in cuts over ten years. That will cast a wide net over Medicare expenditures, and we're working hard to ensure that we're not ensnared in it.

In addition to our on-going meetings with legislators and their staffers, EBAA will meet in January 2018 with CMS policymakers to ensure that they understand and appreciate the value of eye banking and the importance of reasonable reimbursement for eye banks' services.

## Regulatory Advocacy

### EBAA Attends CBER Public Workshop on Infectious Disease Risks of HCT/Ps

The Food and Drug Administration's Center for Biologics Evaluation and Research (CBER) held a two-day public workshop on February 8, 2017, to discuss methods to identify and characterize infectious disease risks associated with human cells, tissues and cellular and tissue-based products (HCT/Ps).

The first session of the workshop provided a background on estimating the magnitude of emerging infectious diseases (EID) and their prevalence in the general population, in donor populations and, specifically, in HCT/P donors.

The second session focused on infectious disease transmission by different types of HCT/Ps, including conventional tissues, ocular tissues, HPCs, and reproductive cells/tissues. FDA also gave an overview of how the agency determines if infections are "relevant communicable disease agents or diseases" (RCDAD) for HCT/Ps. Although rare, transmissions of disease to HCT/P recipients have occurred, but they vary by type of pathogen and type of HCT/P and certain methods appear to mitigate some risk. Marian Macsai, MD, discussed the known transmissions from corneal transplants which include bacteria, fungi, viruses (HBV, rabies, HSV), and prion-associated disease (CJD). She also discussed the EBAA required surveillance and reporting of adverse reactions.

The third session covered the challenges of the traditional screening and testing approaches for HCT/P donors. The donor risk assessment interview is useful for avoiding unnecessary recovery of tissue, but is insufficient to assure recovery of serology/NAT negative donors and is influenced by the interviewee relationship to the deceased donor. Post-mortem blood samples demonstrate a higher rate of false-positive test results, which appear to be related to hemolysis. In addition, Zika and other pathogens can persist in different tissues well after viremia has resolved.



Photo courtesy  
of VisionFirst

The final session addressed benefit-risk analysis and how this can be applied broadly to policy decisions for all HCT/Ps. There were presentations on the diversity of donors, cell/tissue types, processing methods, recipient susceptibility, the severity of disease and effectiveness of other treatment options for the different types of HCT/Ps. Jennifer Li, MD, represented ocular tissues during this session in a panel discussion which weighed the consequences of transmission against the benefits of therapy. The diversity and risks of various HCT/Ps make benefit-risk assessments difficult, and attendees agreed that more data and better communication is needed.

### Medicare Pass-Through Maintained for 2018

Centers for Medicare & Medicaid Services (CMS) formally ruled that Medicare will continue to designate corneal tissue acquisition as contractor-priced based on the invoiced costs of acquiring corneal tissue for corneal transplant procedures.

However, CMS will continue its policy of reimbursing the invoice cost for procedures performed in ambulatory surgery centers (ASCs) while requiring hospitals to markup tissue, so it is fully paid after the facility's cost-to-charge ratio is applied. EBAA, along with American Academy of Ophthalmology (AAO) and other interested parties, submitted a letter urging CMS to apply the ASC model to hospitals, because patients'

co-payment is calculated on the marked-up cost of tissue, thus inflating the recipient's expense.

### EBAA Co-Sponsors AEVR Congressional Briefing on Keratoconus

The Alliance for Eye and Vision Research (AEVR), in conjunction with the National Keratoconus Foundation, held its very first Congressional Briefing on Keratoconus on November 7 entitled *Spearheading Keratoconus Research: A Quest for Novel Treatments*. EBAA co-sponsored this event, along with Research to Prevent Blindness (RPB) and the Association for Research in Vision and Ophthalmology (ARVO).

### EBAA Submits Comments to FDA Regarding Existing CBER Regulations

The EBAA submitted comments on behalf of our 83 U.S. member eye bank organizations to the Food and Drug Administration's (FDA) request for comments and information entitled *Review of Existing Center for Biologics Evaluation and Research Regulatory and Information Collection Requirements*. The Food and Drug Administration issued this Request for Information to help identify existing regulations and related paperwork that could be modified, repealed or replaced to achieve

## REGULATORY ADVOCACY (continued)

meaningful burden reduction while continuing to achieve their public health mission and fulfill statutory obligations. This was done to assist the FDA with their implementation of Executive Orders 13771 entitled, "Reducing Regulation and Controlling Regulatory Costs," and 3777 entitled, "Enforcing the Regulatory Reform Agenda," and to support the work of the Regulatory Reform Task Force (RRTF).

As part of FDA's comprehensive review, EBAA requests that FDA take this opportunity to repeal, replace, or modify the requirements for:

### **Donor Testing (§ 1271.85)**

EBAA provided arguments against the requirement for total anti-HBc (IgG and IgM) testing of donors, along with HBsAg and HBV NAT testing. HBV NAT testing is necessary to detect viral infection during the infectious window period or breakthrough infections in previously vaccinated individuals. However, the specificity of anti-HBc testing is not optimal and leads to the unnecessary exclusion of a significant number of corneal donors, while adding little to the safety of corneal tissue.

### **Donor Screening (1271.75)**

EBAA requested that the deferral criteria for donors with behavioral risk factors (history of MSM, commercial sex workers (CSW), and injecting drug users (IDU) be changed from 5 years preceding donation to 12 months, to mirror the blood and organ exclusionary criteria.

### **Donor Screening (1271.75)**

The current donor deferral policy related to the risk of transmission of Creutzfeldt-Jakob Disease and Variant Creutzfeldt-Jakob Disease is outdated, overly burdensome and does not increase safety.

### **FDA Finalizes Guidance on Minimal Manipulation and Homologous Use**

The Food and Drug Administration (FDA) finalized the guidance on the interpretation of the minimal manipulation and homologous use criteria and how the regulatory criteria in 21 CFR 1271.10(a)(1) and (2) apply to human cells, tissues, and cellular and tissue-based products (HCT/Ps).

### **FDA Finalizes Guidance on Deviation Reporting for HCT/Ps**

The Food and Drug Administration (FDA) finalized the guidance to help manufacturers of non-reproductive human cells, tissues and cellular and tissue-based products (HCT/Ps) understand the agency's recommendations and relevant examples for complying with the requirements to investigate and report HCT/P deviations.

### **EBAA Moves to Modernize the Accreditation Process**

A subcommittee of the Accreditation Board (AB) met on September 9, 2017, in Chicago for a daylong session to discuss how to improve and modernize the accreditation process to best meet the needs of all member eye banks in the rapidly changing eye bank environment.

EBAA surveyed all AB members and eye bank Executive Directors/CEO's, to better understand their perception of the current process and possible areas for improvement. This survey revealed that the inspection process remains relevant and an important part of the eye banking community, and that refinement, rather than major changes, would address most members' concerns.

The Accreditation Board has recommended a review of the application and inspection documents, the development of a confidentiality policy/non-disclosure agreement, and creation of an inspector training subcommittee and a peer-to-peer inspector evaluation tool.



# MEETINGS AND EDUCATIONAL OFFERINGS

EBAA offers a variety of meetings, educational and professional development opportunities throughout the year.

Our goal is to provide the tools and information eye banks need in their day to day operations, as well as to challenge them to think differently about their work and to spark innovation.





## MEETINGS & EDUCATIONAL OFFERINGS (continued)



Faculty member George Rosenwasser, MD, CEBT, Gift of Life Donor Program Eye Bank, helps a Technician Education Seminar participant use a slit lamp microscope to evaluate cornea tissue.

### 2017 Technician Education Seminar

EBAA welcomed fifty eye bank professionals to Tampa, Florida, February 1 - 4, for the 2017 Technician Education Seminar (TES) at the Lions Eye Institute for Transplant and Research (LEITR). This year's seminar was a great success, with a wonderful group of eager attendees, a dedicated and experienced faculty, and an entire week of sun!

The seminar started off on an emotional note with heartfelt presentations by Dawn Futch, a donor mother, and Nancy Travis, a corneal transplant recipient. Dawn spoke lovingly about her teenage son, Michael-Gene, and how he was able to give the gifts of life and sight to many individuals in the U.S. and around the world. Immediately following Dawn's presentation, Nancy Travis, a nurse and the director of Neonatal Services at Lee Health, spoke about how she lost her sight due to Fuchs' Dystrophy but was able to have it restored through bilateral corneal transplants. Both speakers expressed how the gift of sight has impacted their lives and showed attendees why eye banking and the mission to restore sight is so important. EBAA is thankful to both speakers for sharing their stories with the seminar attendees.

The faculty for the 2017 TES included Dr. George Rosenwasser (*Gift of Life Donor Program Eye Bank*), Josh Galloway (*Lions VisionGift*), Kristen McCoy (*Eversight*), Sam Ramos (*Sierra Donor Services Eye Bank*) and Ingrid Schunder (*Miracles in Sight*). Dr. Rosenwasser lectured for most of Thursday sharing his wealth of knowledge, experience, passion for eye banking, and sense of humor with the attendees. For the rest of the seminar, the other faculty members kept things moving with a variety of presentations, demonstrations, hands-on experiences, case studies and breakout sessions. Attendees had the opportunity to learn more about specific areas of eye banking through small breakout sessions focused on tissue processing, recovery procedures, authorization and consent, and slit lamp microscopy. After the program, several attendees expressed their gratitude for the course and mentioned how much they learned during this short amount of time.

EBAA thanks this year's faculty for preparing and facilitating the TES and for lending their time, knowledge and experience to the education of eye bank professionals. Thank you to LEITR for hosting the seminar, providing tissue and equipment, and lending staff to assist. The Technician Education Seminar continues to evolve, and we look forward to welcoming a new group of eye bankers in 2018!



Faculty member Sam Ramos, Sierra Donor Services Eye Bank, performs a flow hood excision demonstration for Technician Education Seminar participants.

# MEETINGS & EDUCATIONAL OFFERINGS (continued)

## Slit Lamp Microscopy Seminar

In September, twenty eye bank professionals from around the U.S. and Canada visited St. Paul, Minnesota, to attend the 2017 Slit Lamp Microscopy Seminar. The three-day course took place September 14-16 at Lions Gift of Sight (formerly the Minnesota Lions Eye Bank). The seminar provided attendees with tools, resources, information, and guidance for becoming more proficient in evaluating corneal tissue using slit lamp microscopes. The seminar included lectures on corneal diseases, illumination techniques, best practices for operating the microscopes, evaluating tissue, and much more. Attendees found the presentations to be helpful and were delighted to have hours and hours of hands-on experience evaluating tissue while receiving guidance from experienced faculty and Lions Gift of Sight staff members.

The faculty for this year's course included Dr. Joshua Hou (*Lions Gift of Sight*), Kristen McCoy (*Eversight*), Wade McEntire (*Utah Lions Eye Bank*), and Dean Vavra (*Miracles in Sight*). We were also thrilled to have the following host eye bank staff assist with the course: Lori Pederson, Veronique Grimes, and Jeff Justin.

Lions Gift of Sight generously hosted the seminar, providing tissue and whole eyes for evaluations, securing microscopes, and providing staff to assist with the evaluations. Walman Instruments provided slit lamp microscopes for the course.

Here is what some of the attendees have said about their experience at this year's seminar:

"The course was **very beneficial** and I appreciated all the of the help available. Giving examples of both the "normal/everyday corneas" and the intriguing ones was nice. With practice, hopefully, I can become a seasoned vet! Thanks to all the faculty for their time, insight and efforts!"

"**Very useful and interactive.** I love the part that instructors actually sit down with us while evaluating corneas."

"Thank you for the opportunity to learn these **valuable skills** from knowledgeable staff. I appreciate the effort everybody put towards making this successful."



EBAA wishes to thank the faculty, Lions Gift of Sight, Walman Instruments, and the attendees for making this unique and intimate course a success!



## MEETINGS & EDUCATIONAL OFFERINGS (continued)



### Eye Banker Leadership Program

The Eye Banker Leadership Program took place February 23-25, 2017, in Atlanta, Georgia. This unique program focused on leading through times of change, kicking off at the Center for Civil and Human Rights where attendees were able to learn about leadership through the lens of social movements. Following an emotional and impactful visit to the center, the meeting facilitator, Ryan Soisson, of Soisson and Associates, led the attendees through two days of thoughtful conversations. The highlights of the program included presentations by Richard Wender, American Cancer Society; Karen Hilton, T.A.P. Executive Coaching; and Michael Sacks, PhD, Goizueta Business School, Emory University.

### Physician Leadership Program

EBAA welcomed fifteen physicians to the 3rd Physician Leadership Program held February 25-26, in Atlanta, Georgia. The focus of this program was to educate newer physicians about eye banking, to foster closer relationships with their eye banks and to encourage them to become involved with EBAA. During the program, the attendees learned about the myriad of functions performed by an eye bank, the role of the medical director, opportunities to advance their careers through collaboration with their eye bank and leadership opportunities afforded by the EBAA. EBAA appreciates the faculty and attendees, who dedicated the time and effort to make this a meaningful program.

### The 2017 Physician Leadership Program Class

Lorenzo Cervantes, MD  
Asim Farooq, MD  
Michael Greenwood, MD  
Anthony Grillo, MD  
Tyler Hall, MD  
Maayan Keshet, MD  
Amy Lin, MD  
Valliammai Muthappan, MD  
Seth Pantanelli, MD  
Christopher Sales, MD, MPH  
Daniel Sand, MD  
Michael Straiko, MD  
Anjali Tannan, MD  
David Tremblay, MD  
Heather Weissman, MD

## MEETINGS & EDUCATIONAL OFFERINGS (continued)



### Cornea and Eye Banking Forum

The Cornea and Eye Banking Forum, formerly known as the Fall Educational Symposium, received a makeover this year, and the result was a great success!

The Forum, jointly hosted by the Eye Bank Association of America and Cornea Society took place on Friday, November 10, at the Astor Crowne Plaza in New Orleans, Louisiana, and included a number of enhancements to the program. The event welcomed 420 attendees and featured a new name, one hour of additional content, the inclusion of two mini-symposia on Corneal Crosslinking and the Cornea Preservation Time Study, two award lectures and the presentation of four awards.

The day-long event was moderated by Bennie Jeng, MD, and Anthony Aldave, MD, and included presentations by corneal surgeons, eye bankers, residents, corneal fellows, medical students, and various experts in the field of ophthalmology. The American Society of Cataract and Refractive Surgery designated this live activity for a maximum of 7.75 AMA PRA Category 1 Credits™ and EBAA was proud to fund all costs associated with the provision of continuing medical education (CME) credit for this program.

During the Forum, the 2017 R. Townley Paton Award was presented to Michael L. Nordlund, MD, PhD, in recognition of his many contributions to EBAA, eye banking, corneal transplantation and sight restoration. After being introduced by the 2016 award recipient, Dr. Mark A. Terry, as this year's recipient, Dr. Nordlund, delivered the Paton Lecture, "Preserving the Success and Uniqueness of Eye Banking." Dr. Nordlund shared why he is passionate about working with

the eye banking community and encouraged others to get involved in the EBAA, and their local eye banks.

The event included two awards presented by the Cornea Society. Mark J. Mannis, MD, was honored with the Claes H. Dohlman Award in recognition of a lifetime of teaching excellence in the field of cornea and external disease and for his contributions to the profession. Khoa D. Tran, PhD, received the Richard C. Troutman Prize for his paper, "Rapid Warming of Donor Corneas Is Safe and Improves Specular Image Quality." During his presentation, he thanked the donors and donor families for the corneal tissue that was used in his research. It was a great reminder about the gifts needed to conduct research that will impact many for years to come.

The Best Paper of Session Award was presented to Andrew Goldstein, a medical student at the University of Iowa, for his abstract, "Assessing the Effects of Ripasudil, a Novel Rho Kinase Inhibitor, on Human Corneal Endothelial Cell Health." This award is presented annually to recognize the best paper by a medical student, resident or fellow and is supported by an unrestricted educational grant from SightLife Surgical.

***Thank you to all the invited speakers, award recipients, moderators, selection committee members, and attendees for making this year's enhanced event successful. We look forward to the 2018 Cornea and Eye Banking Forum in Chicago!***



# 56TH ANNUAL MEETING

EBAA's 56th Annual Meeting, themed *EBAA Salt Lake City: Reaching New Heights in Eye Banking*, illustrated the many ways that EBAA and its members continue to elevate the profession. Set among the beautiful Salt Lake City scenery, the meeting included meaningful sessions and workshops on various topics along with networking opportunities and awards presentations.

The meeting kicked off on Wednesday June 14, with the Donor Development Workshop on *Unplanned Mentions and First-Person Authorization*, followed by the Quality Assurance Workshop with several mini-sessions including *Telling the Story: Performing a Robust CAPA Investigation*, *FDA Observation - One Eye Bank's Experience*, and more. After the workshops, more than 200 people attended the Lift-Off at the Leonardo party that evening.

The next three days featured general sessions, concurrent sessions and seminars on topics including, *Turning Good Intentions into Results*, which was presented by Andy Cindrich from Franklin Covey, *Navigating the Realities of Death, Grief and Donation on a Daily Basis*, *Zika Virus: One Eye Bank's Experience*, *Slit Lamp Microscopy Lecture: a 3D Experience*, and *EBAA Inspections: Preparation Tips and Common Citations*. The meeting concluded on Saturday with the ever-popular *Medical Director Dilemmas: What Would You Do?*, which this year featured new polling options in the meeting app.

During the Annual Meeting, the EBAA Board of Directors, House of Delegates, and committees held elections, approved bylaws changes to support a new governance structure, made important decisions regarding policies and procedures, and informed members of previous and future activities.

EBAA would like to send a special thank you to Utah Lions Eye Bank for being this year's host eye bank. We would also like to take the time to thank all of our generous sponsors who supported the 56th Annual Meeting. Their support was critical to its success.

We look forward to the 57th Annual Meeting, themed *EBAA Philadelphia: The Spirit of Eye Banking*, June 6-9, 2018 at the Loews Philadelphia.



*View more photos from the 56th EBAA Annual Meeting on our Facebook page.*



## Thank You to Sponsors and Exhibitors

### SUPPORTERS

Gebauer Medizintechnik GmbH  
Georgia Eye Bank  
HAI Laboratories, Inc.  
Konan Medical USA, Inc.  
Lions VisionGift  
Medline  
Mid-America Transplant  
SightLife  
Transplant Connect  
Utah Lions Eye Bank  
Vision Share

### EXHIBITORS

Alphapointe  
Bausch + Lomb  
BB&T Insurance Services, Inc.  
BIONIKO  
Digi-Trax Corporation  
Donate Life America  
Donate Life Rose Parade Float  
ECL2/Q-Pulse  
Gebauer Medizintechnik GmbH  
Global FIRST  
HAI Laboratories, Inc.  
ICCBBA  
Konan Medical USA, Inc.

Krolman  
LABS, Inc.  
Medline  
Moria, Inc.  
Numedis, Inc.  
Prescott's, Inc.  
QualTex Laboratories  
Quick Specialized Healthcare Logistics  
Restore Sight International  
Statline  
Stephens Instruments  
Stradis Healthcare  
Transplant Connect  
VRL Eurofins

## 32nd Annual Run for Vision

Runners took to the streets of New Orleans, November 12, for the 32nd Annual Run for Vision, sponsored by Bausch + Lomb. More than 250 ophthalmologists, eye bankers, donor family members, corneal transplant recipients, and others registered to participate in the event, which featured a new route. Participants ran along the New Orleans Riverwalk, then out into the French Quarter, passing the Cafe du Monde and down Esplanade Avenue for a scenic out-and-back loop. Jonathan Corsini was the overall male winner with a time of 17:44 and Kelly Muir was the overall female winner with a time of 23:55.

The Run for Vision has raised more than \$315,000 in support of EBAA's efforts over the past 32 years.

***The 33rd Annual Run for Vision will take place on Sunday, October 28, 2018, in Chicago, Illinois.***



*Overall female winner Kelly Muir (above) and overall male winner Jonathan Corsini (left) pose with EBAA President & CEO Kevin Corcoran during the medal ceremony.*



*See more photos from the 32nd Annual Run for Vision on our Facebook page.*

# CERTIFICATION UPDATE

Since 1981, EBAA has administered an exam to enable individuals in the eye banking profession to become a Certified Eye Bank Technician (CEBT). The program continues to be strong and evolve, and this past January, the Exam committee released an exam study guide that is now available on the EBAA website, along with additional study resources.

In 2017, a total of 74 candidates took the Certified Eye Bank Technician Exam, with 66 individuals passing the exam. Veronica White received the highest score for the spring exam, while Daniel Mercado received the highest score for the fall.

***Congratulations to all the individuals listed below who passed the exam this year and became Certified Eye Bank Technicians!***

## Class of Spring 2017

**Atiq Achackzad, CEBT**

*OneLegacy*

**Jared Brown, CEBT**

*Utah Lions Eye Bank - John A. Moran Eye Center*

**Laurie Cappadonia, CEBT**

*Lions Eye Institute for Transplant & Research*

**Seda Chhav, CEBT**

*New England Donor Services*

**Kristene Clark, CEBT**

*Mid-America Transplant*

**Sarah Corwin, CEBT**

*Cincinnati Eye Bank for Sight Restoration*

**Monica Covio, CEBT**

*Lions Eye Bank of Wisconsin*

**Amy Donnelly, CEBT**

*Regional Tissue Bank*

**Chris Dytmire, CEBT**

*Sierra Donor Services Eye Bank*

**Nicholas Fabre, CEBT**

*OneLegacy*

**Zaira Flores, CEBT**

*San Diego Eye Bank*

**Stephanie Fuhrmann-Allen, CEBT**

*Lions Eye Institute for Transplant & Research*

**Prasad Garimella, CEBT**

*OneLegacy*

**James Goehl III, CEBT**

*The Eye-Bank for Sight Restoration*

**Emily Griffith, CEBT**

*Idaho Lions Eye Bank*

**Colin Hynes, CEBT**

*Irish Blood Transfusion Service*

**Stephanie Jones, CEBT**

*Lions Eye Institute for Transplant & Research*

**Kassie Kersten, CEBT**

*Oklahoma Lions Eye Bank*

**Jeff Laird, CEBT**

*Georgia Eye Bank*

**Jason Lockwood, CEBT**

*Sierra Donor Services Eye Bank*

**Brendan Luckett, CEBT**

*Cincinnati Eye Bank for Sight Restoration*

**Sam Maritato, CEBT**

*Lions Eye Institute for Transplant & Research*

**Cindy Martinez, CEBT**

*OneLegacy*

**Tyler Musselman, CEBT**

*Gift of Life Donor Program Eye Bank*

**Nilam Patel, CEBT**

*Eversight*

**Raul Perez, CEBT**

*OneLegacy*

**Nicholas Pesci, CEBT**

*Sierra Donor Services Eye Bank*

**Sarah Rayl, CEBT**

*Utah Lions Eye Bank - John A. Moran Eye Center*

**Matt Ryll, CEBT**

*New England Donor Services*

**Laura Salmen, CEBT**

*Lions Eye Institute for Transplant & Research*

**Colleen Scrivo, CEBT**

*Upstate New York Transplant Services*

**Jared Techau, CEBT**

*OneLegacy*

**Staci Terrin, CEBT**

*Rocky Mountain Lions Eye Bank*

**Tobias Titus, CEBT**

*Utah Lions Eye Bank - John A. Moran Eye Center*

**Jason Trapschuh, CEBT**

*OneLegacy*

**Veronica White, CEBT**

*East Tennessee Lions Eye Bank*

# CERTIFICATION UPDATE (continued)

## Class of Fall 2017

**Rayyan Al-Rajhi, CEBT**

*King Khaled Eye Specialist Hospital  
Eye Bank*

**Caleb Anderson, CEBT**

*Lions Eye Institute for Transplant  
& Research*

**Ryan Balent, CEBT**

*SightLife*

**Logan Bobetsis, RN, CEBT**

*Lions Eye Bank of Saskatchewan*

**Kacia Cameron, CEBT**

*San Diego Eye Bank*

**Tyquin Coleman, CEBT**

*Nevada Donor Network*

**Jennifer Glover, CEBT**

*KeraLink - New England*

**Angel Granados, CEBT**

*Lone Star Lions Eye Bank*

**Korinna Kellerstrass, CEBT**

*Lions VisionGift*

**John Kilduff, CEBT**

*Lone Star Lions Eye Bank*

**Laura Kline, CEBT**

*KeraLink - Mid-Atlantic / Medical Eye  
Bank of Maryland*

**Stella Lee, CEBT**

*OneLegacy*

**Katherine Lyles, CEBT**

*SightLife*

**Roberto Madrigal, CEBT**

*OneLegacy*

**Bryce Mattinson, CEBT**

*Utah Lions Eye Bank - John A. Moran  
Eye Center*

**Daniel Mercado, CEBT**

*Lone Star Lions Eye Bank*

**Joshua Moore, CEBT**

*SightLife*

**Nicholas Pennington, CEBT**

*VisionFirst*

**Zachary Phipps, CEBT**

*KeraLink - Mid-Atlantic / Medical Eye  
Bank of Maryland*

**Sean Piersol, CEBT**

*Lifeline of Ohio*

**Brandi Pope, CEBT**

*Upstate New York Transplant Services*

**Travis Post, CEBT**

*SightLife*

**Will Ray, CEBT**

*SightLife*

**Marnae Salampessy, CEBT**

*OneLegacy*

**Ravi Shukla, CEBT**

*VisionFirst*

**Gabrielle Stenholm, CEBT**

*Lions Eye Institute for Transplant &  
Research*

**R. Scott Van Oss, CEBT**

*Iowa Lions Eye Bank*

**Taylor Vanek, CEBT**

*Lone Star Lions Eye Bank*

**Terilynn Whitaker, CEBT**

*OneLegacy*





# AWARDS AND HONORS



## Leonard Heise Award

**David E. Korroch, CEBT**

*CEO and Executive Director*

*Lions Medical Eye Bank and Research Center of Eastern Virginia*

David Korroch, CEBT, began his career in the transplant community as a volunteer procurement technician for the (then) Oregon Lions Eye Bank in 1986. From there he worked as a tissue procurement and processing technician for the Michigan Tissue Bank from 1988 to 1992, helping to establish it as an eye bank in 1989. In 1992, Korroch began work as the Technical Director of the Lions Medical Eye Bank and Research Center of Eastern Virginia in Norfolk, Virginia, where he became CEO and Executive Director in 1999. Korroch has presented numerous lectures at meetings for the Eye Bank Association of America (EBAA), the European Eye Bank Association, and the Asian Pacific Association of Eye Banks and many workshops to organ procurement organizations, tissue banks, and eye banks on the effective use and implementation of "First-Person Consent." Some of his international work includes lecturing on behalf of ORBIS in China, and at the invitation of the European Union in Warsaw, Poland, establishing a sister eye bank relationship with the Transplant Services Foundation in Barcelona, Spain, and helping establish the Lions Medical Eye Bank of the Philippines.

Korroch's work with EBAA is extensive. He served for ten years on the EBAA Board of Directors, serving as Chair of the Board from 2012-2014. He has served on the Medical Advisory Board since 2008 and on the Accreditation Board for the past twelve years. His past EBAA activities include serving as Chair of the Technician Education Committee, the Bylaws Committee, and the Legislative & Regulatory Committee, and as a member of numerous other committees, ad-hoc and "fly-in" groups. Other related positions include being Past President of the Virginia Transplant Council of the Virginia Department of Health (now Donate Life Virginia), Past Chairman of the Donor Registry Committee, and Past Chairman of the Board of Vision Share, Inc. Korroch is a six-time recipient of the Melvin Jones Fellowship by Lion Clubs International. Personally, Korroch enjoys long rides on his Harley Softail, golfing, fishing, skiing, and spending time with his teenage daughters Seda and Skye. Korroch says he is blessed to be the son of caring and loving parents Erwin (deceased) and Marian and one of four boys (brothers Tom, Bob, and Jim).

Korroch was presented with the Leonard Heise Award during the Annual Dinner at the 56th Annual Meeting in Salt Lake City, Utah. EBAA congratulates David for receiving the 2017 Leonard Heise Award for his numerous contributions to EBAA, eye banking, and the gift of sight.

## AWARDS & HONORS (continued)



### R. Townley Paton Award

**Michael L. Nordlund, MD, PhD**

Michael L. Nordlund, MD, PhD, received the 2017 R. Townley Paton Award during the Cornea and Eye Banking Forum on November 10, in New Orleans, Louisiana.

Over the past 15 years, Dr. Nordlund has become increasingly involved with the Eye Bank Association of America, currently serving on the Board of Directors and as chair of the Medical Advisory Board. He has also served as a long-time member of the Accreditation Board and as past chair (2006 – 2010) of the committee.

For over three decades, Dr. Nordlund has worked as an ophthalmic surgeon specializing in corneal and ocular surface diseases, cataracts, and refractive surgery at the Cincinnati Eye Institute, where he also serves as the Vice Chairman of the Board of Directors. In addition to his clinical work, Dr. Nordlund is an assistant professor in the department of ophthalmology at the University of Cincinnati. His work has been published in numerous scientific papers and he has authored several chapters in textbooks on the ocular surface, cornea and cataract surgery. He continues to lecture at national and international meetings on corneal and ocular surface disease and cataract surgery. Dr. Nordlund also currently serves on the Medical Advisory Board for the Cincinnati Eye Bank for Sight Restoration.

Dr. Nordlund received his doctorate degrees in medicine and neuroscience from the University of Cincinnati College of Medicine and completed his residency in ophthalmology at Kellogg Eye Center at the University of Michigan. He subsequently completed subspecialty training in corneal and ocular surface disease and cataract and refractive surgery at the University of Cincinnati College of Medicine, before joining the Cincinnati Eye Institute.

Dr. Nordlund has received many recognitions and has been elected to several honor societies including Alpha Omega Alpha and the Society for Heed Fellows. He has also received the Junior Achievement Award from the American Academy of Ophthalmology. He is also active in the Cornea Society and the American Society of Cataract and Refractive Surgeons.

After receiving the honor, Dr. Nordlund presented the Paton lecture titled, *"Preserving the Success and Uniqueness of Eye Banking."* He also shared why he is passionate about working with the eye banking community and encouraged others to get involved in the EBAA and their local eye banks.

EBAA congratulates Dr. Nordlund for receiving the 2017 R. Townley Paton Award for his numerous contributions to EBAA, eye banking, and the restoration of sight worldwide.



## AWARDS & HONORS (continued)



### Visionary Award

#### Lions Clubs International (LCI)


Lions Clubs International (LCI) was founded in 1917 and is celebrating 100 years of service. In 1925, Helen Keller challenged the Lions to become “knights of the blind in the crusade against darkness.” Since that time LCI and the Lions Clubs around the country have taken on sight as one of their defining causes, working on projects designed to prevent blindness, restore eyesight and improve eye health and eye care for millions of people worldwide.

LCI’s determination to restore eyesight resulted in the founding of many Lions Eye Banks around the country and world. EBAA congratulates LCI on its 100th anniversary and presented the organization with the Visionary Award to honor the role that Lions Clubs had in the early foundation of eye banking and the role that they continue to serve in the eye bank profession today. EBAA thanks LCI and their members for their contribution to eye banking and to sight restoration worldwide. The award was presented at the Annual Meeting to J. Frank Moore III, Past President (2001–2002) who accepted the award on behalf of Lions Clubs International.



*Members of eye banks founded by Lions Clubs International at the EBAA 56th Annual Meeting.*

## AWARDS & HONORS (continued)



### Mary Jane O'Neill Fellowship in International Eye Banking

**Alvio Shiguematsu, MD, PhD**

*Medical Director*

*Botucatu Eye Bank at São Paulo State University Hospital*

Alvio Shiguematsu, MD, PhD, Medical Director for the Botucatu Eye Bank at São Paulo State University Hospital, in São Paulo, Brazil, and current President of APABO, Brazil, received the 2017 Mary Jane O'Neill Fellowship in International Eye Banking. Dr. Shiguematsu is responsible for overseeing and training technical staff, analyzing ocular tissue, and implementing the tissue quality and biological safety assurance program. As part of the Fellowship, Dr. Shiguematsu attended the 56th Annual Meeting in Salt Lake City, Utah, and then traveled to Sioux Falls, South Dakota, where he spent a week interning at Dakota Lions Sight and Health. During the Fellowship, Dr. Shiguematsu learned more about a variety of aspects of eye banking including different techniques for DMEK and DSAEK tissue preparation, establishing a Quality Assurance program, providing support to grieving donor families and much more.

The Mary Jane O'Neill Fellowship in International Eye Banking was established in 2001 to provide medical and technical personnel from eye banks in other countries with the skills necessary to develop, operate and maintain successful eye banks, ultimately reducing blindness due to corneal disease or injury. Each year, the Fellowship brings an individual to the United States to intern at an EBAA member eye bank to learn the clinical, technical and business aspects of a U.S. eye bank. The Eye Bank Association of America and The Eye-Bank for Sight Restoration in New York City established this Fellowship to honor Mary Jane O'Neill, The Eye-Bank's Executive Director from 1980 to 2000.

Thank you to Dakota Lions Sight and Health for hosting the 2017 Fellow and to The Eye-Bank for Sight Restoration for continuously supporting the Fellowship.

"The EBAA 56th Annual Meeting, in Salt Lake City, was very enlightening...During the meeting, I watched many outstanding presentations, including high-level discussions, interactive polls, 3-D viewing, recent research and informative sessions. The large number of people really engaged in eye banking in the U.S. and Canada was impressive."

—Alvio Shiguematsu, MD, PhD

## AWARDS & HONORS (continued)



### Gift of Sight Award

**Kurt B. Nolte, MD**

*Chief Medical Investigator*

*New Mexico Office of the Medical Investigator*

Kurt B. Nolte, MD, is the Chief Medical Investigator for the New Mexico Office of the Medical Investigator (NM OMI) in Albuquerque, New Mexico. He received his medical degree from Albert Einstein College of Medicine of Yeshiva University and has been in practice for more than 20 years. Dr. Nolte has served as the Executive Vice President of the National Association of Medical Examiners since 2009. Throughout his tenure with NM OMI, Dr. Nolte has been a staunch advocate for cornea donation. During his tenure as a Forensic Pathologist, Dr. Nolte made himself available 24/7 to both New Mexico Lions Eye Bank (NMLEB) and New Mexico Donor Services to ensure that any potential donor that was also a medical examiner case was cleared promptly for donation. Since Dr. Nolte has been the chief of the NM OMI, he has allowed NMLEB to provide training to his staff of pathologists, fellows, investigators, and forensic colleagues to ensure smooth operations between all staff and agencies.

Dr. Nolte has also allowed the eye bank to attend daily briefings at the NM OMI to review all New Mexico deaths where potential donation may exist. This provides the eye bank with a timely response and review of cases such as accidents, suicides, homicides, and in-home natural deaths that may not otherwise be referred to NMLEB. This helps to increase the number of potential donors in the state. Dr. Nolte has also worked very closely with NMLEB & NM Donor Services to facilitate pre-exam/autopsy release and transportation services for donors who are released prior to examination. These individuals may be located anywhere in the state of New Mexico, allowing the eye bank to recover corneas and tissues more quickly and efficiently.

Dr. Nolte was presented with the Gift of Sight Award by Lori Stampley, New Mexico Lions Eye Bank Executive Director, during the Annual Dinner at the 56th Annual Meeting in Salt Lake City, Utah.



## AWARDS & HONORS (continued)



### Crystal Cornea Award

**Ross C. "Rocky" Anderson, JD**

*Former Mayor of Salt Lake City 2000 - 2008*

Ross C. "Rocky" Anderson, JD, was presented with the Crystal Cornea Award by Christopher Hanna, Utah Lions Eye Bank, during the Annual Dinner at the 56th Annual Meeting in Salt Lake City, Utah.

Anderson is a graduate of the University of Utah with a degree in Philosophy. After graduation, Anderson traveled the world before moving to Washington, D.C., to pursue his law degree. In 1978, Anderson earned his Juris Doctor with honors from the National Law Center at George Washington University. After twenty years of a dedicated legal career, Anderson became the Mayor of Salt Lake City, where he was instrumental in the creation of the Celebration of Life Monument. Without Anderson's dedication and commitment to celebrating those who gave so others could live and prosper, the monument may never have been built. Anderson worked tirelessly with other community leaders and community members to ensure there was funding for this amazing undertaking. Anderson also worked and advocated to help the Yes Utah! Coalition to win a \$1.06 million Federal Grant to increase eye, organ, and tissue donation. Anderson continues to have a very successful and impactful career in law, focusing on and fighting for causes he believes in.

Anderson was presented with the Crystal Cornea Award by Christopher Hanna, Utah Lions Eye Bank, during the Annual Dinner at the 56th Annual Meeting in Salt Lake City, Utah.

## AWARDS & HONORS (continued)



### Patricia Aiken-O'Neill Scholarship

**Ari Rahmanian, CEBT**

*Transplant Coordinator  
Eye Bank of British Columbia*

Ari Rahmanian, CEBT, obtained his Bachelor of Science degree from the University of British Columbia and recently received his Certified Eye Bank Technician (CEBT) certification from the Eye Bank Association of America. Rahmanian has been a part of the eye banking community for over six years. In his role, Rahmanian has excelled and has become proficient in the recovery and processing of tissues, donor screening and the release of tissue for transplantation. As the youngest employee of his eye bank, Rahmanian has brought a different perspective on some of the problems and challenges faced, often providing novel solutions to these issues. Rahmanian is an avid soccer fan and player who enjoys hiking the outdoors in his beautiful hometown of Vancouver, British Columbia. The Patricia Aiken-O'Neill Scholarship provided for Rahmanian to attend the 56th Annual Meeting in Salt Lake City, Utah.

*"My experience attending the 56th EBAA Annual Meeting as the Patricia Aiken O'Neill Scholarship awardee was one of great inspiration and hope for the constantly changing field of eye banking."*



### Jachin Misko Memorial Scholarship for Technical Advancement in Eye Banking

**Brendan Luckett, CEBT**

*Recovery Technician  
Cincinnati Eye Bank for Sight Restoration*

Brendan Luckett, CEBT, is a recovery technician at the Cincinnati Eye Bank for Sight Restoration. While he is mostly focused on the recovery aspect of eye banking, he is also involved in the final evaluation of tissue. After two years of working in the profession, he truly believes that every donation is a gift that needs to be treated as such. That selfless decision a donor and their family made can help improve the quality of life for an individual and being a part of the process is what drives his passion for eye banking. Luckett's supervisors have been impressed with how he has gone above and beyond during his short time at the eye bank. His commitment to eye banking and his passion for his job is an inspiration to all the eye bank staff. Luckett attended the University of Cincinnati, earning a bachelor's degree in Operations Management from the Linder College of Business and received his CEBT status this spring.

The Jachin Misko Memorial Scholarship, sponsored by Saving Sight and additional organizations, provided for Luckett to attend the 2017 Technician Education Seminar.

# AWARDS & HONORS (continued)

## 2017 Networking Grants

The EBAA Board of Directors awarded two Networking Grants of \$1,500 each to promote collaboration and learning in the eye banking community. The Board of Directors voted to fund the following networking trips:

- Southern Eye Bank staff visited The Eye-Bank for Sight Restoration in New York City, New York, to learn about their mission-driven programs in hopes of implementing new programming at Southern Eye Bank.
- Eversight International staff will visit the Lions Eye Donation Service in Melbourne, Australia, to learn about organ culture and perform an analysis of tissues transferred from hypothermic medium to organ culture.

We look forward to hearing about the visits and learning how these collaborative efforts help identify solutions or new processes for the eye bank community. During the Quality Assurance Workshop at the Annual Meeting, Kristin Mathes and Michelle Haider presented on performing a robust CAPA investigation, which was a result of their collaboration from a networking grant trip in 2016. Eye banks continue to work together and learn from each other and this grant helps to encourage those efforts. The application for the 2018 grant will be available in January 2018.

## EBAA Awards Antifungal Supplementation Research Grants

EBAA awarded funds to five research proposals that were submitted in response to the Request for Proposals (RFP) on Safety, Efficacy & Cost-Effectiveness of Antifungal Supplementation. The Antifungal Supplementation RFP Selection Subcommittee of the MAB reviewed the proposals and met via conference call to select the proposals listed below to receive funds from the EBAA Richard Lindstrom Research Grant Fund. Congratulations to the following recipients!

### Metabolic Health of Human Corneal Endothelial Cells in Optisol-GS Supplemented with Amphotericin B

**Benjamin Aldrich PhD**, *University of Iowa, Iowa City, IA*  
Amount Awarded: \$22,402

### Cost Effectiveness Analysis of Universal Amphotericin Supplementation to Intermediate-Term Cold Storage Media for Endothelial Keratoplasty-Prepared Cornea: Estimating Patient Benefits and Economic Impacts

**Trent Tsun-Kang Chiang, MS**, *Eversight, Cleveland, OH*  
Amount Awarded: \$5,160

### A Randomized, Double-Blind, Placebo-Controlled Study of the Safety of Amphotericin 0.255 µg/mL in Optisol-GS

**Bennie Jeng, MD, MS**, *University of Maryland School of Medicine, Baltimore, MD*  
Amount Awarded: \$23,000

### Evaluation of the Efficacy and Optimal Timing of Supplementing Cold Storage Media with Amphotericin or Nicotinamide to Prevent Fungal Infection in Cornea Transplant Recipients

**Stephen Kaufman, MD, PhD, MBA**, *The Eye-Bank for Sight Restoration, Inc., New York, NY*  
Amount Awarded: \$25,000

### Safety and Efficacy of the Addition of Amphotericin B 0.255ul to Optisol GS During Hypothermic Storage

**Elmer Tu, MD**, *University of Illinois Chicago, Chicago, IL*  
Amount Awarded: \$ 24,278



# AWARDS & HONORS (continued)

## Richard Lindstrom Research Grants

The Research Committee met during the Annual Meeting in June and selected the projects listed below to receive funding from the EBAA Richard Lindstrom Research Grant. A total of six projects were funded totaling \$28,600. Each year, this grant is awarded to fund smaller research projects and pilot projects up to \$5,000.

### **Assessing the Effects of Ripasudil, a Novel Rho Kinase inhibitor, on Human Corneal Endothelial Cell Bioenergetic Activity**

**Benjamin Aldrich, PhD**, *University of Iowa*  
Amount Award: \$5,000

### **Change in Panel-Reactive Antibody and Donor-Specific Antibody Levels Following Multiple Corneal Transplantations**

**Albert Cheung, MD**, *Cincinnati Eye Institute*  
Amount Awarded: \$4,950

### **The Use of Neuropeptides to Prevent Corneal Endothelial Cell Loss in Storage and Transplantation**

**William Foulsham, MD**, *Schepens Eye Research Institute*  
Amount Award: \$5,000

### **Clinical Outcomes of Preloaded Grafts for Descemet's Membrane Endothelial Keratoplasty**

**Khoa D. Tran, PhD**, *Lions VisionGift*  
Amount Awarded: \$3,700

### **Hepatocyte Growth Factor-Mediated Promotion of Corneal Graft Survival**

**Sharad Mittal, PhD**, *Schepens Eye Research Institute*  
Amount Award: \$5,000

### **Effect of Different Corneal Preservation Medium and Conditions on Pre-loaded Descemet Membrane Endothelial Keratoplasty (DMEK) Grafts**

**Mohit Parekh, MSc**, *Fondazione Banca degli Occhi del Veneto - ONLUS*  
Amount Awarded: \$4,950

# 2017 HOST EYE BANKS: THANK YOU

Throughout the year, EBAA plans, produces, and holds a variety of events and programs that occur thanks to the generosity of member eye banks who volunteer as host eye bank. A host eye bank typically lends staff and resources to EBAA that are instrumental to the success of the program or event. EBAA would like to thank the following eye banks for hosting EBAA programs and events during 2017.

## Dakota Lions Sight and Health

*Host of the 2017 Mary Jane O'Neill Fellowship in  
International Eye Banking*



## Lions Gift of Sight

*(formerly Minnesota Lions Eye Bank)*

*Host of the 2017 Slit Lamp Microscopy Seminar*



## Lions Eye Institute for Transplant and Research

*Host of the 2017 Technician Education Seminar*



## The Eye-Bank for Sight Restoration

*2017 Networking Grant Host*



## Utah Lions Eye Bank

*Host of the 56th Annual Meeting*



## Lions Eye Donation Service Melbourne

*2017 Networking Grant Host*



## EBAA Volunteers: THANK YOU

Thank you to all the volunteers who have lent their time and expertise to the association. Throughout the year, EBAA leans on volunteers who serve on committees and boards, present on specific topics during meetings and webinars, inspect eye banks, plan educational programs, review submissions for grants and meetings, write and review exam questions, and much more. Thank you to everyone who has volunteered in any capacity with EBAA this year, we appreciate you!

# NATIONAL EYE DONOR MONTH

National Eye Donor Month (NEDM) serves as an opportunity to educate the public about the importance of registering to be a donor, cornea donation and transplantation, and acknowledge the work of our member eye banks. Thank you to everyone who helped to maximize the impact this year!

This year, we were honored to have Representative Nydia Velazquez (D - NY 7th District) read a proclamation into the congressional record, declaring the 34th annual commemoration. In addition, our members worked with elected officials across the country to have March proclaimed as National Eye Donor Month in twelve cities, counties, and states.

Members took advantage of new materials and graphics that were offered on the National Eye Donor Month webpage with 2,629 views to the NEDM webpage and corresponding pages and 571 visits to the NEDM graphics suite (33 organizations used our graphics).

Member eye banks and various transplant and donation organizations were actively engaged with EBAA on social media and posted images, events, and stories to Facebook. Our most engaging posts included donor and recipient stories, trivia contests, and fun facts about cornea donation. Other social media highlights from the month of March include:

- **Facebook**
  - 52,530 engaged users throughout the month of March
  - 100 new page likes
- **Twitter**
  - 94 organizations used the hashtags #NEDM2017, #giftofsight, #corneadonation, or #nationaleyedonormonth and/or retweeted our posts.

From all of us at EBAA, we thank you for helping to raise awareness about cornea donation and transplantation throughout the month of March. We hope you'll continue to join us in raising awareness and shining a light on this important cause all year round!

## EYE DONATION MONTH WILL DEBUT THIS NOVEMBER!

Building on many decades of evolution, technological developments, and other changes in eye banking, the EBAA Board of Directors has approved moving the commemoration from the month of March to November and changing its name to Eye Donation Month.

Changing the name preserves the history of the observance while encompassing the work of our international member eye banks, who along with member eye banks in the U.S., facilitated 87,110 transplants in 2016. Shifting the

commemoration to November allows its impact to be reinforced by the National Donor Sabbath observance and the season of thankfulness associated with November and December.

In the coming months, new branding and graphics will be available for this year's commemoration. We will provide new materials and resources that will be accessible online once they are available.




# THROUGH MY EYES CONTEST WINNER

EBAA offered the fourth annual “Through My Eyes” Contest, encouraging cornea recipients and donor family members to share their stories through a drawing, painting, photograph, or video. We thank everyone who submitted an entry, as well as the eye banks that encouraged cornea recipients and donor family members to submit or submitted on their behalf. We also extend a special thank you to those who volunteered to be a part of this year’s Review and Selection Committee.

The 2017 winner was cornea recipient, **Terry Robinson**. Terry is an avid photographer who suffered from Keratoconus for over ten years. However, after a successful corneal transplant in December 2009, Terry captured the amazing photos that he submitted while visiting Colorado.

*“I have always been an avid photographer, enjoying photographing trips to Colorado, my boys playing baseball or simply my dogs in my backyard. About 15 years ago, I noticed that I could not read my camera displays very well. Things were blurry, and therefore my photographs suffered.*

*Soon thereafter, I went to my eye doctor and I was diagnosed with Keratoconus. I suffered from this disease for many years until December of 2009. I underwent a right corneal transplant under the steady hands of Dr. Brad Bowman at Cornea Associates of North Texas. It was not long after this operation that my eyesight was fully restored and I [could] once again take clear and sharp photographs. I am so thankful for my eyesight and so very thankful for the family who, in their time of despair and grief, decided to donate the corneas of their lost loved one. I am grateful for my eyesight and so grateful for the donation process, of which I am a donation ambassador.”*



## Eye Bank Association of America and Social Media

EBAA continues to build and invest in our social media reach and engagement across platforms and audiences. EBAA messages and other content are shared with our members and the public to promote the goodwill of the eye banking profession and as an effort to further establish The Association as a go-to resource for cornea donation and transplantation education.

Social media also offers the opportunity and tools to increase awareness of cornea donation and transplantation, touches the hearts of others with donor and recipient stories, and allows for everyone to be champions in the gift of sight.



### Facebook

Facebook.com/RestoreSight


1,854 likes



### Twitter

@RestoreSight

1,177 followers



# LEADERSHIP ROSTER

## Board of Directors 2017-2018

### Chair

Donna Drury, MBA, CEBT, CTBS

### Chair-Elect

Woodford Van Meter, MD

### Immediate Past Chair

David B. Glasser, MD

### Secretary

Noël Mick

### Treasurer

Kevin Ross, MS, MPH

### Medical Advisory Board Chair

Michael Nordlund, MD, PhD

### President and CEO

Kevin P. Corcoran, CAE

### At-Large Members

Tony Bavuso, CEBT  
Stephen Kaufman, MD, PhD  
W. Barry Lee, MD, FACS  
Dan Lunn, CEBT  
Eric Meinecke, CEBT

### Chair's Appointment

Mark Greiner, MD  
Jennifer Li, MD

### Small Eye Bank Representative

Jaime Collier, CEBT

### Medium Eye Bank Representative

Marcy Dimond, CEBT  
Brian Philippy, CEBT

### Large Eye Bank Representative

Timothy Fischer, CEBT, CTBS  
Jason Woody, CEBT

## EBAA Staff

### President and CEO

Kevin P. Corcoran, CAE

### Vice-President of Member Services

Molly Georgakis, CAE

### Director of Finance

Bernie Dellario, CPA

### Director of Regulations and Standards

Jennifer DeMatteo, MCM, CIC

### Director of Education

Stacey Gardner

### Communications Manager

Yolanda Raine

### Education and Meetings Coordinator

Genevieve Casaceli

### Legislative Consultant

Tom Bruderle





1101 17th Street NW | Suite 400  
Washington, DC 20036  
T 202.775.4999 | F 202.429.6036  
[www.restoresight.org](http://www.restoresight.org)